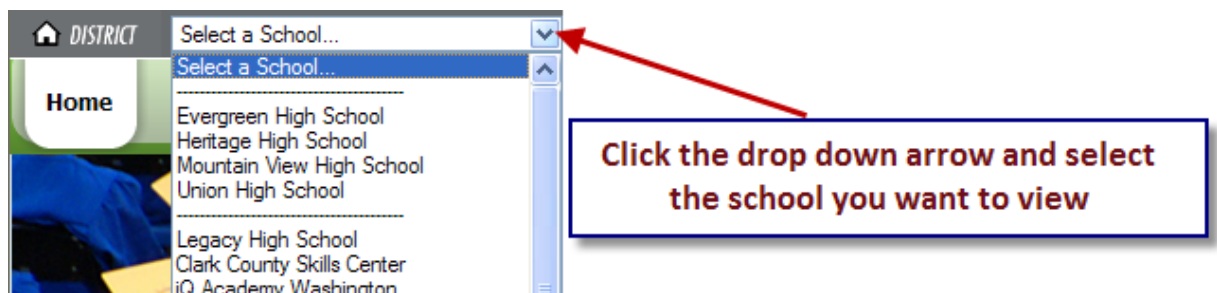


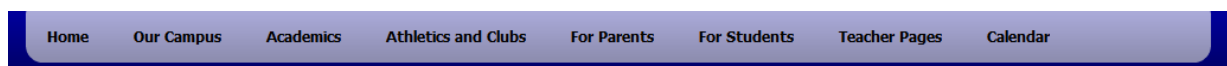
Family Access

Step #1: In your browser, enter the following web address: gothunder.org.

Step #2: In the upper left corner **click the drop down arrow** and **choose the school** you want to view. The schools are listed in alphabetical order by high school, then middle school and then elementary school.



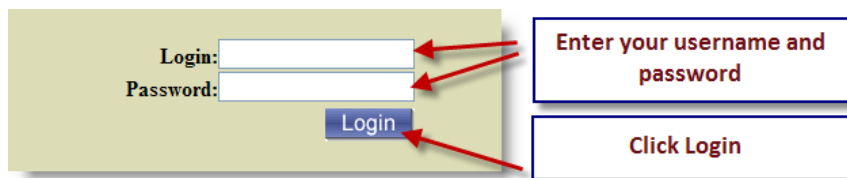
A username and password is no longer required to view your schools website. You can get to teacher pages (where you will find information on up coming projects, homework, classroom calendars, etc.) and school related information by using the channel buttons at the top of your screen.



Step #3: You will only need a username and password to access your student's grades. To access grades, click the **Family Access** button in the top right corner.



Step #4: Enter your username and password and click **login**.



If you did not receive your username and password in the mail please contact your school office to find out how to obtain this information. Your old username and password will not work with family access.

Step #5: Once you have signed in to Family Access, you can change your password and update your email address by clicking the **Account Info** button in the top right corner. If you have multiple students in the Evergreen School District, click the **drop down arrow next to Student:** to select and view information for additional children.

